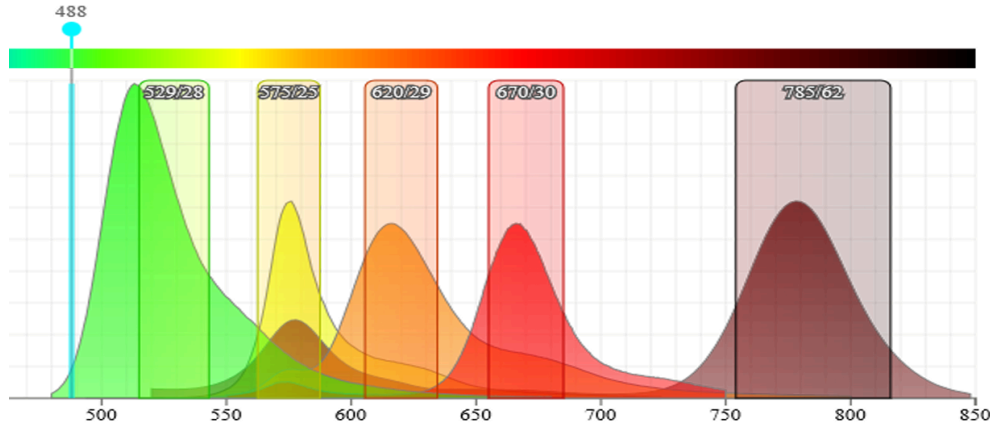


Configuración Moflo XDP

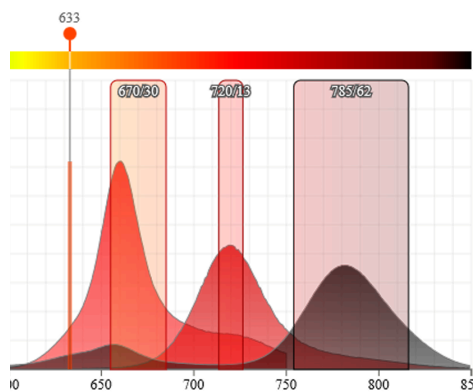
Configuración óptica
Moflo XDP
 LNC-PNG03/R05-008

1. LASER AZUL



CANAL	FL1	FL2	FL3	FL4	FL5
FLUOROCROMOS	FITC	PE	PE-Texas Red	PC-5.5	PE-CY7
COMUNES	AF488	IP	PE-CF594	PE-CY5.5	PE-AF750
	GFP	YFP	RFP	PerCp	
	CSFE			7AAD	

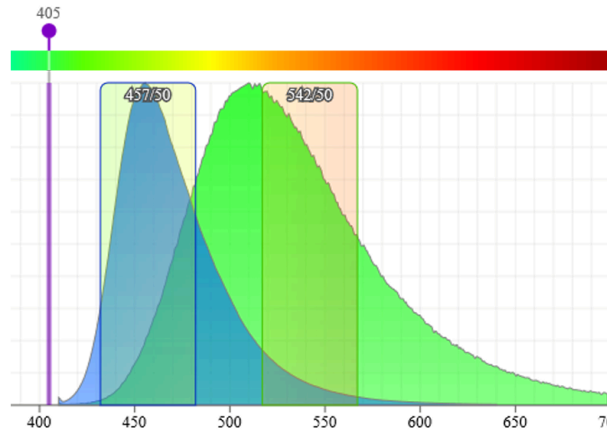
2. LASER ROJO



CANAL	FL9	FL10	FL11
FLUOROCROMOS	APC	AF700	APCCY7
COMUNES	AF647		APC-AF750

Configuración Moflo XDP

3. LASER VIOLETA



CANAL	FL6	FL7
FLUOROCROMOS COMUNES	BV421	Krome Orange
	Pacific Blue	BV510
	DAPI	V500c
	AF405	